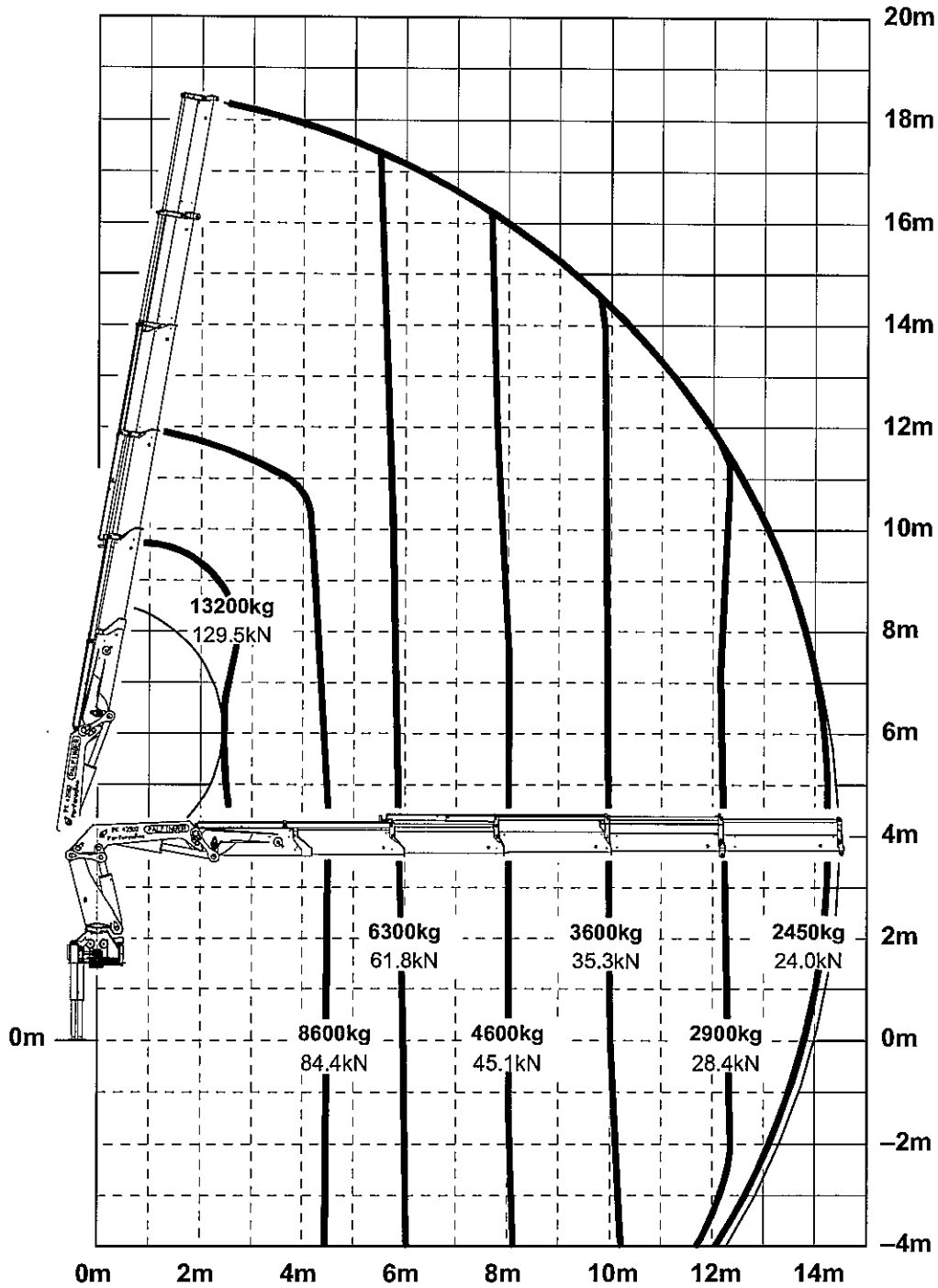


PALFINGER

Modell *Model* Type
PK 42502 HPLS
PK 42502 D

Traglastdiagramm *Lifting capacity diagram* Diagramme de capacité

| | | |
|---------|----------------|----------|
| Kapitel | <i>Chapter</i> | Chapitre |
| Seite | 0400 | Page |
| Ausgabe | 02/2005 | Édition |



Konstruktion Änderungen vorbehalten, fertigungstechn. Toleranzen müssen berücksichtigt werden.
Subject to change, production tolerances have to be taken into account.
Sous réserve de modifications de conception, Les tolérances relatives à la technique de production doivent être prises en considération.

Einstufung: H1/B3 nach EN12999
Classification: H1/B3 in EN12999
Classement: H1/B3 en mesure EN12999

PALFINGERModell *Model* Type**PK 42502 HPLS****Technische Daten**
Specifications
Données Techniques**DTS415SHA/03**Kapitel *Chapter* Chapitre**0100**Seite *Page* Page**06/2003**Ausgabe *Edition* Edition

| | |
|--|--|
| Max. Hubmoment: <i>Lifting moment:</i> Couple de levage: | 415.0 kNm (42.3 mt) (305980 ft.lbs) |
| Max. Hubkraft: <i>Max. lifting capacity:</i> Capacité maxi de levage: | 14340 kg (31610 lbs) |
| Max. hydraulische Reichweite: <i>Max. hydraulic outreach:</i> Portée hydraulique maximale: | 16.8 m (55' 1") |
| Schwenkbereich: <i>Slewing angle:</i> Angle de rotation: | 400° |
| Schwenkmoment: <i>Slewing torque:</i> Couple de rotation: | 49.0 kNm (5.0 mt) (36130 ft.lbs) |
| Max. Betriebsdruck: <i>Operating pressure:</i> Pression d'utilisation: | 33 MPa (330 bar) (4785 psi) |
| Fördermenge der Pumpen bei RC,LS-Betrieb: <i>Pump capacity by RC,LS-type:</i> Débit de pompe avec RC,LS-type: | 80–100 l/min (17.6–22.0 imp.gal./min , 21.1–26.4 US gal./min) |

Hydr. Ausschübe:
Hydr. boom extensions:
Extensions hydrauliques:

| | 2(A) | 3(B) | 4(C) | 5(D) | 6(E) |
|--|-------------------|---------------------|--------------------|--------------------|--------------------|
| Max. Reichweite: <i>Max. outreach:</i> Max. portée: | 8.0 m (26' 3") | 10.0 m (32' 10") | 12.1 m (39' 8") | 14.5 m (47' 7") | 16.8 m (55' 1") |
| +V 1 | | | | | 19.0 m (62' 4") |
| +V 2 | | | | | 21.2 m (69' 7") |

Alle Gewichtsangaben ohne Aufbauzubehör, Zusatzgeräte und Öl.
All weights given without assembly accessory, additional devices and oil.
Tous les poids sans huile ni accessoire de montage ni appareils accessoires

| Krangewicht (R3X,STZS): <i>Crane weight (R3X,STZS):</i> Poids grue (R3X,STZS): | 3970 kg (8752 lbs) | 4205 kg (9270 lbs) | 4450 kg (9810 lbs) | 4680 kg (10317 lbs) | 4900 kg (10802 lbs) |
|---|-----------------------|-----------------------|-----------------------|------------------------|------------------------|
| +2/4 | 4010 kg (8840 lbs) | 4255 kg (9381 lbs) | 4510 kg (9943 lbs) | 4760 kg (10494 lbs) | 5000 kg (11023 lbs) |
| +V 1 | | | | | 4984 kg (10988 lbs) |
| +V 2 | | | | | 5047 kg (11127 lbs) |

Gewicht +V ohne 2/4
Weight +V without 2/4
Poids +V sans 2/4

PALFINGER

Modell *Model* Type
PK 42502 HPLS

Transportstellung - RC
Transport position - RC
 Position de transport - RC

DTS415SHA/03

Kapitel *Chapter* Chapitre

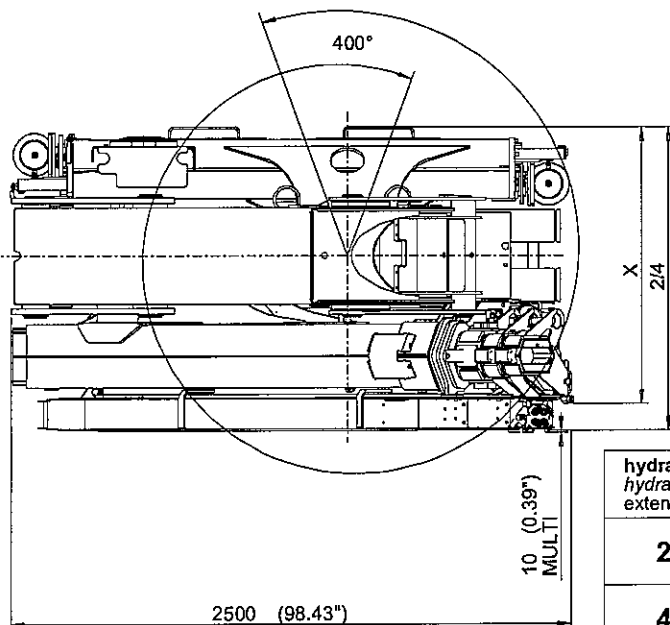
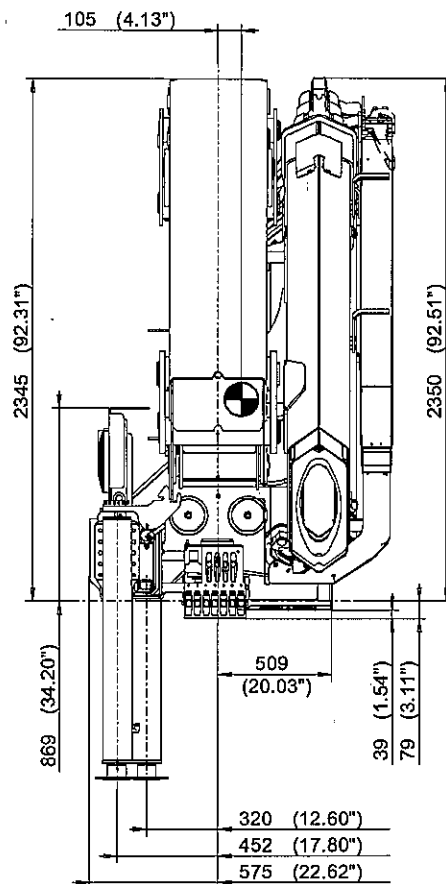
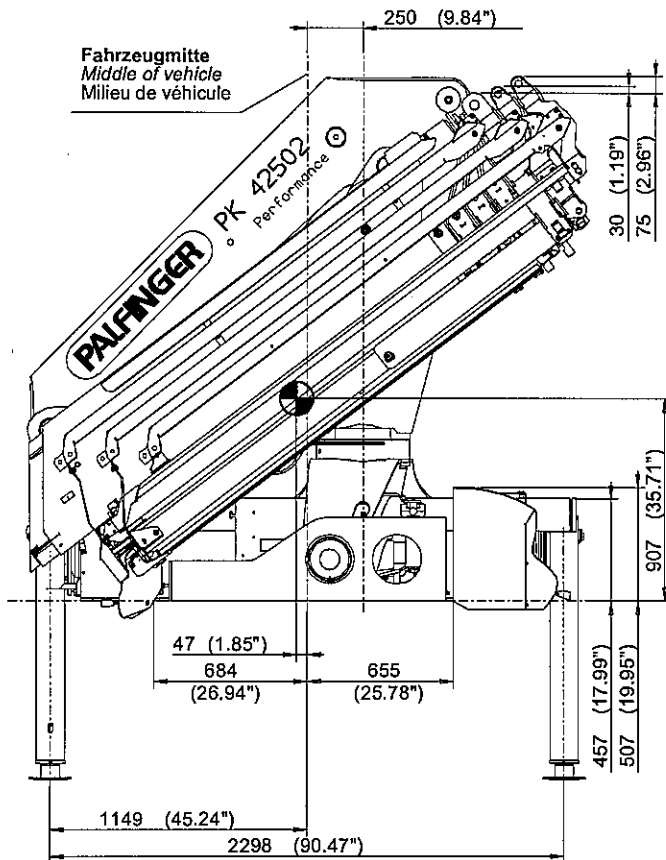
0200

Seite *Page* Page

01/2006

Ausgabe *Edition* Edition

Konstruktionsänderungen vorbehalten, fertigungstechn. Toleranzen müssen berücksichtigt werden.
 Subject to change, production tolerances have to be taken into account.
 Sous réserve de modifications de conception. Les tolérances relatives à la technique de production doivent être prises en considération.



| hydraulische Ausschübe hydraulic extensions extensions hydrauliques | X | 2/4 |
|---|---------------------|---------------------|
| 2(A)-3(B) | 1210 mm (47.64") | |
| 4(C) | 1220 mm (48.03") | 1360 mm (53.54") |
| 5(D)-6(E) | 1240 mm (48.82") | |